

**SUMMER 2012
PROGRAMS**

Welcome to the San Francisco Center for the Book's Summer 2012 catalog. We are pleased to present you with our newest installment of innovative workshops, events, and exhibitions. This summer, there is something for everyone, from the curious novice to the accomplished printer and binder.

Summers are an especially exciting time in the bindery, as we welcome master bookbinders **Dominic Riley** and **Michael Burke** of England back for their annual teaching residency. Topics this year will range from the classic—*Ideal Sketchbook* and *Ideal Album*, to the rare—*The Oldest Western Binding: St. Cuthbert's Gospel of St. John*. Both new and returning students are heartily welcomed in their classroom, so sign up now to reserve your spot.

The popularity of our Certificate Programs in letterpress printing and hand bookbinding are growing by the day. Last year we saw over 900 students thrive in our print and bindery studios, exploring and advancing their creative practices.

The Austin/Burch Gallery will be abuzz with activity, and stay tuned to our website (sfcb.org) for all the latest in our public events.

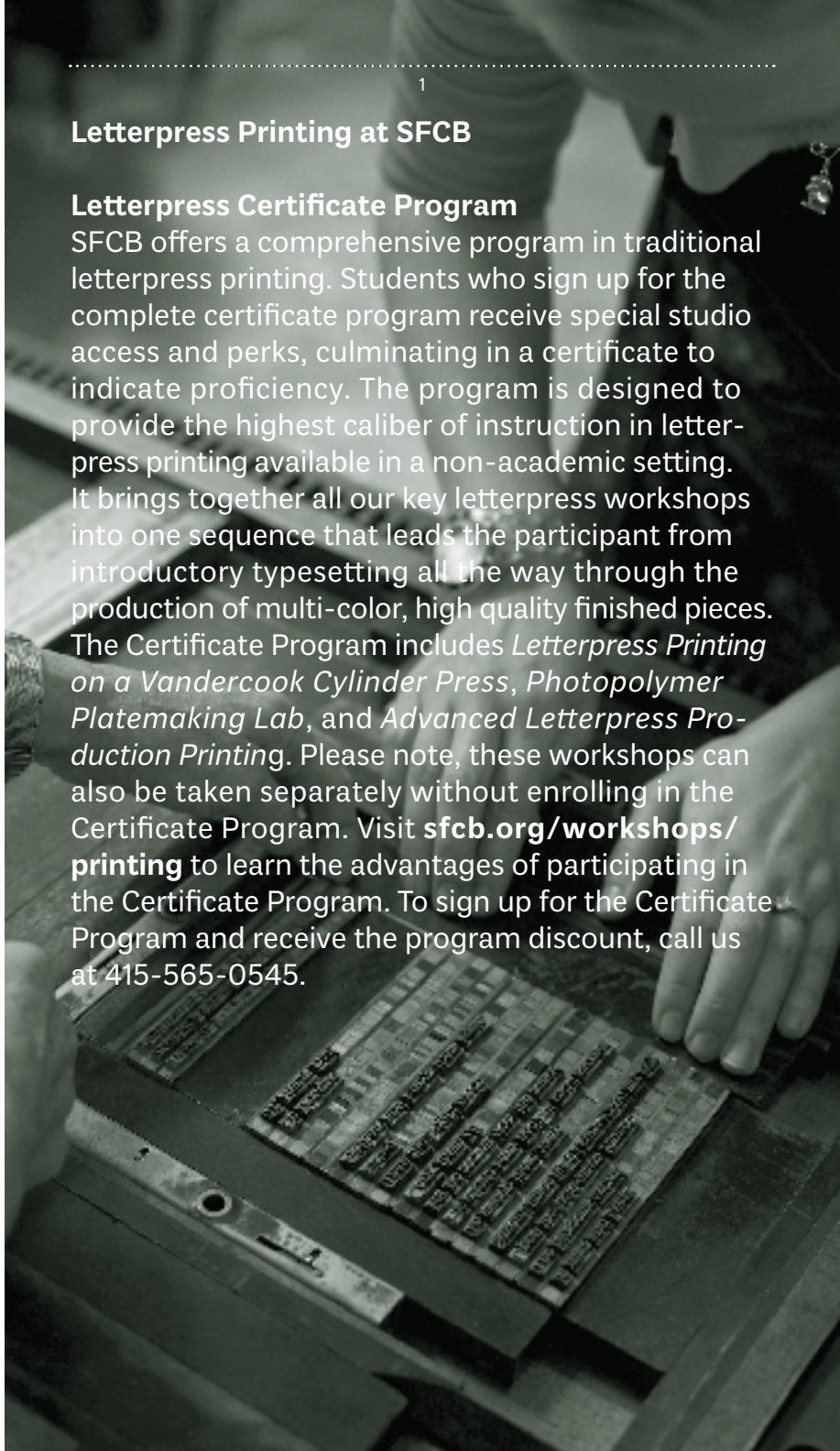
We hope you will join us in celebrating the art of the book this summer!

Sign up and view the full workshop selection at sfcb.org

Letterpress Printing at SFCB

Letterpress Certificate Program

SFCB offers a comprehensive program in traditional letterpress printing. Students who sign up for the complete certificate program receive special studio access and perks, culminating in a certificate to indicate proficiency. The program is designed to provide the highest caliber of instruction in letterpress printing available in a non-academic setting. It brings together all our key letterpress workshops into one sequence that leads the participant from introductory typesetting all the way through the production of multi-color, high quality finished pieces. The Certificate Program includes *Letterpress Printing on a Vandercook Cylinder Press*, *Photopolymer Platemaking Lab*, and *Advanced Letterpress Production Printing*. Please note, these workshops can also be taken separately without enrolling in the Certificate Program. Visit sfcb.org/workshops/printing to learn the advantages of participating in the Certificate Program. To sign up for the Certificate Program and receive the program discount, call us at 415-565-0545.





Introduction to Letterpress Printing

Curious about the world of letterpress printing but not sure where to start? Wondering if letterpress printing is up your alley? Get your feet wet in this introductory workshop by pulling your own print off both a Vandercook cylinder press and a tabletop platen press. You will learn the difference between the types of presses we have as well as the basics of setting type using our vast collection of lead type, wood type, and decorative ornaments. The instructor will give a full overview of the SFCB Letterpress Program and how (and why) to obtain the SFCB Letterpress Certificate. *Get \$25 off any core curriculum registration during this workshop.*

Introduction to Letterpress Printing

All sessions: Fee \$40
6:30–9:30 pm

Rocket Caleshu

Tuesday/ May 1
Thursday/ June 21

Adam Ewing

Tuesday/ May 22
Tuesday/ August 7

Paula Gloistein

Monday/ May 28
Monday/ July 16
Monday/ August 27

Letterpress Printing on a Vandercook Cylinder Press: Core Curriculum

—
This series of workshops covers typesetting and printing on a Vandercook cylinder press using metal type, wood type and photo-polymer plates. You will have the opportunity to work on your own projects as well as create collaborative works with other students. You will learn advanced typesetting and press lock-up, how to print on dry and damp paper, ink mixing, multiple-color registration, and the basics of press mechanics. After this workshop you will be qualified to rent SFCB's Vandercook presses.

All sessions: Fee \$525

Mary Laird

Saturdays
May 5, 12, 19, + 26
9:30 am–5:30 pm

Leigh McLellan

Monday Evenings
May 7, 14, + 21, June 4, 11, 18, + 25,
July 2 + 9
6:30–10pm

Lisa Rappoport

Sundays
June 3, 10, 17, + 24
9:30 am–5:30 pm

Mary Laird

Letterpress Printing on a Vandercook Cylinder Press PLUS!

(5 days instead of 4)
Fee: \$650
Monday–Friday
June 11–15
9:30 am–5:30 pm

Thea Sizemore

Saturdays
July 7, 14, 21, + 28
9:30 am–5:30 pm

Grendl Löfkvist

Sundays
July 29, August 5, 12, + 19
10 am–6 pm

Mary Laird

Letterpress Printing on a Vandercook Cylinder Press PLUS!

(5 days instead of 4)
Fee: \$650
Monday–Friday
August 20–24
9:30 am–5:30 pm



**Letterpress Core:
Tabletop Platen Presses**

Fee \$300

Lisa Rappoport

Saturdays

June 9 + 16 or August 4 + 11

9:30 am–5:30 pm

—

Learn to print on a press small enough to fit into almost any studio! Tabletop platen presses are ideal for beginners and those interested in printing cards and invitations. This workshop qualifies you to rent time on SFCB's tabletop platen presses.

**Letterpress Core:
Floor Model Platen Press**

Fee \$300

9:30 am–5:30 pm

Rhiannon Alpers

Saturdays/ June 23 + 30

Lisa Rappoport

Saturdays/ September 1 + 8

—

Learn the fundamentals of printing on an antique C&P platen press. Increase production and print on oddly shaped and thick papers, such as coaster stock. Appropriate for all levels. This workshop qualifies you to rent SFCB's floor model platen press.

Take both Letterpress Core: Tabletop Platen Presses and Letterpress Core: Floor Model Platen Presses to be prepared for Advanced Letterpress Production Printing (page 5).



**Photopolymer Platemaking Lab
Joel Benson**

Fee \$75

Wednesday May 9 or

Tuesday May 29 or

Tuesday June 19 or

Tuesday July 10 or

Monday July 30 or

Wednesday August 22

—

Learn how to make detailed, high-quality photopolymer plates from digital files and film for letterpress printing. No prior darkroom experience is needed, but it's helpful to know the basics of letterpress printing or computer typesetting. You'll receive a handout of invaluable resource material. Both metal-backed and sticky-backed platemaking will be covered. *This lab qualifies you to rent SFCB's photopolymer platemaker.*

**Advanced Letterpress Printing
James Tucker**

Fee \$300

Fridays + Sunday

July 13, 20, + 22

6:30–9:30 pm on July 13 + 20,

9:30 am–5:30 pm on July 22

—

Take this workshop to learn the essential skills for creating professional quality editions of your work. Using both platen presses and Vandercook cylinder presses, we will cover design strategies for good printing, polymer plate setup and production, letterpress resources and press maintenance. Students will work with the teacher to design a project for production within provided guidelines.



Special Topics in Letterpress

Personalized Stationery

Lara Durback

Fee \$75

Wednesday/ May 23

6:30–9:30 pm

—
Are you one of the surviving letterwriters in the world? Learn the basics of letterpress printing with lead type by making your own personalized letterhead or notecard.

Letterpress Review

Mary Laird

Fee \$150

Sunday/ May 27

9:30 am–5:30 pm

—
Have you taken some printing workshops but need a refresher? This workshop is designed for students with printing experience who are feeling a bit hesitant or rusty. A great day for renewing your relationship to the process and inspiring your confidence that will bring you eight hours closer to mastery.

Black and White Linoleum Printmaking

Rik Olson

Fee \$150

Saturday/ June 2

9:30 am–5:30 pm

—
Learn the basics of linoleum-block design, carving, and printing. Led by master printer Rik Olson, you'll create a linoleum print of your own design.

Letterpress Printed Coasters

Lisa Rappoport

Fee \$150

Sunday/ July 8

9:30 am–5:30 pm

—
Learn valuable tips and tricks on how to make the Vandercook work double for you, including advanced typesetting and linoleum block carving.




Hand Bookbinding at SFCB

During the summer we take a step back from our traditional hand bookbinding program to make way for the rigor and innovation of Teaching Residents **Dominic Riley** and **Michael Burke's** programs. Consider supplementing your existing bookbinding knowledge with one of their weeklong intensives, or experience their teaching talent with a daylong album or sketchbook making workshop.

Bookbinding Certificate Program

SFCB offers a comprehensive program in hand bookbinding, including instruction in a variety of traditional book structures, access to our studio equipment, and culminating in a certificate to indicate proficiency. It is designed to provide the highest caliber of instruction in traditional hand bookbinding available in a non-academic setting. It brings together all our key bookbinding workshops into one sequence that leads the participant from the fundamentals of book construction all the way through the making of full leather bound books. The Certificate Program includes the following series: *Beginning Bookbinding* and *Intermediate Bookbinding*. Visit sfc.org/workshops/binding to learn the advantages of participating in the Certificate Program. Please note, Intermediate Bookbinding will be offered again on the Autumn schedule.



Introduction to Bookbinding

Fee \$40
6:30 pm–9:30 pm

Nina Eve Zeininger-Byrne

Tuesday/ May 1
Thursday/ June 21

Rhiannon Alpers

Tuesday/ May 22
Tuesday/ August 7

Courtney Cerruti

Monday/ May 28
Monday/ July 16
Monday/ August 27

Ever been curious about how to make a book? *Introduction to Bookbinding* is the place to start. This introductory course teaches basic structures and stitches that every book artist should know in order to create a multitude of books. You'll discuss the tools and materials for bookbinding and explore adhesives, paper types and uses, as well as grain for paper and book cloth. You'll learn a variety of structures—single-sheet book, accordion book, single-section pamphlet stitch, flag book, and Japanese stab—and make fun, simple books that can be turned into artists' books. The instructor will give a full overview of the SFCB Bookbinding Program and how (and why) to obtain the SFCB Bookbinding Certificate. *Get \$25 off any core curriculum registration during this workshop.*



Beginning Bookbinding: Core Curriculum

Fee: \$470

Hannah Tashjian

Saturdays
May 19 + 26, June 2 + 9
9:30 am–5:30 pm

Juliayn Coleman

Wednesday evenings
June 20 + 27, July 11, 18, + 25,
August 1, 9, + 15
6:30–9:30 pm

Rhiannon Alpers

Sundays
July 22 + 29, August 5 + 12
9:30 am–5:30 pm

Learn bookbinding's basic vocabulary, its fundamental tools and their uses, as well as the materials (paper, cloth, board, and adhesives) and techniques (folding, sewing, and gluing) of the craft. Students will construct four hardcover, hand-bound, multi-section books over the course of the series. Each binding in the series will add to the skills previously learned and integrate new techniques. Modifications for working at home without complex equipment will also be covered. The instructor will provide resources for buying your own supplies locally and on the Web, as well as training on how to use bindery equipment such as the guillotine, Kuttrimmer paper cutter, and board shear.

Teaching Residency with Master Bookbinders Dominic Riley and Michael Burke

The Ideal Sketchbook

Michael Burke

Fee \$150
Saturday/ June 16 or
Saturday/ June 23
9:30 am–5:30 pm

Strong, elegant, and pleasing to use, this was the “daybook” of choice for the great Romantic English poets and artists.

The Ideal Album

Michael Burke

Fee \$150
Sunday/ June 17 or
Sunday/ June 24
9:30 am–5:30 pm

A perfect accompaniment to *The Ideal Sketchbook*, this workshop features a binding inspired by elegant Victorian photo albums—minus their flaws.

Millimeter Binding Intensive

Dominic Riley

Fee \$550
Monday–Friday
June 18–22
9:30 am–5:30 pm

Spend a week exploring the elegance of the classic millimeter binding and its variations, and learn several techniques that are rarely explored in ordinary bindings.

Restoration of Leather Bindings

Dominic Riley

Fee \$550
Monday–Friday
June 25–29
9:30 am–5:30 pm

This intensive workshop is for those with some leather experience who would like to learn the fundamentals of the most challenging area of book restoration.

Limp Vellum Binding

Michael Burke

Fee \$400
Saturday–Monday
June 30, July 1 + 2
9:30 am–5:30 pm

Experience the pleasure of working with vellum and learn to make this enduring and beautiful historical structure.

Introduction to Hand Tooling

Dominic Riley

Fee \$300
Saturday + Sunday
July 7 + 8
9:30 am–5:30 pm

A thorough introduction to the art of hand tooling—in blind, with carbon and with real gold foil. Enjoy a feast of tips, tricks, and techniques!



The Oldest Western Binding: St. Cuthbert's Gospel of St. John

Michael Burke

Fee \$475
Monday–Thursday
July 9–12
9:30 am–5:30 pm

Learn how to make a model of one of the most important—and intriguing—early bindings, one of the great treasures of the British Library.

Nag Hammadi Binding

Michael Burke

Fee \$300
Saturday + Sunday
July 14 + 15
9:30 am–5:30 pm

Discover the oldest codex in the world and learn how to recreate this fascinating ancient structure.

The Classic Leather Binding

Dominic Riley

Fee \$550
Monday–Friday
July 16–20
9:30 am–5:30 pm

Experience the pleasure of working with beautiful calfskin and learn the fundamentals of decorative blind-tooled covers.

Special Topics in Hand Bookbinding

Hidden Rooms: In and Out of Sculptural Books

Kumi Korf

Fee \$230

Saturday + Sunday

May 12 + 13

9 am–3 pm on May 12,

10 am–5 pm on May 13

—

Join renowned New York artist Kumi Korf for this exciting binding workshop. Create a sculptural book with surprising movement and unexpected architectural spaces that contains hidden booklets.

How to Bind Five Eggs: Object and Text

Kumi Korf

Fee \$250

Monday + Tuesday

May 14 + 15

10 am–5 pm

—

Each participant will construct a hand-bound, cloth-covered book that includes written text as well as a shadowbox area. Though resembling a traditional book from the outside, this versatile format offers a flowing sequence from text to a 3D collage box. The final product will be an inventive structure that is both book and box.

Slip Case

Andrew Rottner

Fee \$150

Saturday/ July 21

9:30 am–5:30 pm

—

Protect books in elegant full cloth-covered slipcuses. Learn the tricks of constructing durable and attractive slipcuses working from a template provided by the instructor.

The Accordion Book

Howard Munson


Fee \$130

Sunday/ August 26

9:30 am–5:30 pm

—

Learn to make vertical or horizontal accordion books that feature photographs, drawings, collages, pop-ups, and more.



Related Arts Workshops

Hand Lettering

Billy Hutchinson

Fee \$150

Tuesday evenings

May 29, June 5 + 12 or

Tuesday evenings

August 14, 21, + 28

6:30–9:30 pm

—

At long last! Hand lettering for all—even those with the shakiest handwriting. Join us for this innovative and welcoming approach to hand lettering with the talented Mr. Billy Ola Hutchinson. You will learn basic penmanship and letter formation, as well as calligraphy process, materials, and layout.

Image Transfers

Courtney Cerruti

Fee \$75

Wednesday/ June 6 or

Wednesday/ August 29

6:30–9:30 pm

—

Learn image transfer techniques for paper arts, collage, fiber arts, and more. Explore transfer options using inexpensive materials and go home with a wealth of knowledge and a packet of samples made in class.

Open Print Studio: Public Equipment Rental

Weeknights

5–10 pm

Thursday/ May 3
 Tuesday/ May 8
 Wednesday/ May 16
 Thursday/ May 24
 Wednesday/ May 30
 Friday/ June 8
 Friday/ June 22
 Tuesday/ June 26
 Tuesday/ July 3
 Tuesday/ July 17
 Thursday/ July 26
 Thursday/ August 2
 Thursday/ August 9
 Monday/ August 13
 Tuesday/ August 28

Studio access is one of the highlights of our offerings—we have numerous specialized pieces of equipment to help you complete your printing and binding projects. Once you have been thoroughly trained, our studios are always open to you to work on your own projects. Open Print Studio nights, where an expert printer is always on hand to offer advice, are a great place to dive in to your own work. Presses and equipment are also available for rent during select weekday hours.

Call 415-565-0545 x14 or email studiorental@sfcg.org to check availability and reserve studio time.

Equipment Available For Rental

Printing

- 3 Vandercook V4s
- 1 Vandercook 219
- 1 C&P floor model platen press
- 4 tabletop platen presses
- Photopolymer platemaker
- Plate material for sale

Bindery

- Guillotine
- Board shear
- Kwikprint
- Wire binder
- 3 spiral binders
- Kuttrimmer
- Rounder/backers
- Schärf fix
- Piercing troughs
- Sewing frames
- Nipping presses

Please Note

Press rental does not include cutting. Cutting must be paid for separately and is considered a bindery rental.



Image of Paper Space, by 2011 Artist in Residence Kota Ezawa. Available for sale. For more information on this and other Imprint editions, please visit sfcg.org/imprint.

Imprint Publications

Imprint Publications is the publishing arm of the San Francisco Center for the Book, and a home for selected artists to learn and explore the art of the handmade book. The Imprint facilitates SFCB's mission of promoting the traditional book arts alongside exploration of experimental forms and techniques through two ongoing letterpress-based projects: the **Artist in Residence Program** and the **Small Plates Edition Series**. Visit sfcg.org/imprint to learn more and view the books.

Announcing Imprint's 2012 Artist in Residence: Paolo Salvagione

Paolo Salvagione is an artist who works at the intersection of engineering, participation, and levity. He has worked with Boeing and NASA, and is the design engineer on the Clock of the Long Now. His recent residency at the Headlands Center for the Arts sent people out a second story window.

Mr. Salvagione will be producing his residency edition at SFCB through October, 2012. Stop by SFCB and you may even get to visit with the artist and view the edition in progress!

Events

Letterpress As a Business Panel

Thursday/ May 17

6–8pm/ FREE

Join us for the return of one of our most popular public events! This panel showcases local letterpress printers as they discuss the ins and outs of life in the letterpress business.

Visit SFCB at the Maker Faire Bay Area

May 18–20

San Mateo Event Center

Pull a print off an antique letterpress and bind it into a book at our table at this annual event celebrating the Maker movement.

An evening with Visiting Bookbinders Michael Burke and

Dominic Riley

Thursday/ July 19

6–8pm/ FREE

Join us for a lively illustrated talk from visiting bookbinders Michael and Dominic, as they conclude their summer of teaching at SFCB.

Third Thursdays Open House

Thursday/ August 16

6–8pm/ FREE

Participate in a free and fun activity led by an SFCB instructor at this open house gathering.

Front Cover

Wood type courtesy of SFCB's type collection

Design

Boon Design
boondesign.com

Photography

All images/ Andria Lo
andrialo.com

Web Dev

futureprüf.com




Upcoming Exhibition

Exploding the Codex: The Theater of the Book

Friday/ June 1 – Friday/ August 31, 2012

A book's structure determines our relationship to it and what it is trying to tell us, whether the intimacy of a tiny journal, private and curious, easily hidden as if keeping a secret between reader and teller, or the awe inspired by a ceremoniously large book that engages us in alto, the spine boasting of a grand celebration.

This exhibition showcases highlights from the collection of SFCB co-founder Mary Austin, curated by Daisy Carlson and SFCB's exhibition committee. *Exploding the Codex* explores the theatrical possibilities of the book's storytelling through structure, going beyond the traditional format to unveil new ways of presenting and telling stories, to pull the audience into individual dramas.



The San Francisco Center for
the Book fosters the joys of
books and bookmaking—their
history, artistry, continuing
presence in our culture, and
enduring importance as a
medium of self-expression.

SFCB

300 De Haro Street San Francisco California 94103
415-565-0545 sfcf.org