

Spring

2012

**WORK-
SHOPS
& EVENTS**

Welcome to San Francisco Center for the Book's Spring 2012 Programming Guide. We are pleased to announce a new season of innovative, engaging book arts programming. This catalog is designed to guide you through SFCB's numerous offerings and pique your interest in our workshops, public events, and exhibitions.

With our revitalized core workshops and new Letterpress and Bookbinding Certificate Programs in full swing, now is the perfect time to sign up for a workshop. From in-depth certification to special topics in printing, binding, and beyond, this is your chance to glean the fundamentals or refine particular skills. And, feel free to contact us if you need pointers on your next steps—that's what SFCB is here for!

Our visiting bookbinding instructors **Timothy Ely, Don Etherington, and Paul Johnson** bring an array of cutting edge and technically innovative structures to SFCB this Spring (details on page 12). Sign up now for the unique opportunity to learn from these instructors whose works populate special collections across the US and abroad.

In the Austin/Burch Gallery, the work of Imprint Publications 2011 Artist-in-Residence **Kota Ezawa** will be on display for his exhibition **Kota Ezawa: Paper Space** from December 19, 2011 – January 27, 2012. For his Imprint residency, Ezawa is translating his animated work meticulously recreating animated sequences from television and cinema into the form of a tactile, sculptural, movable artist's book. This exhibition will be followed by **Left to Chance: The Accidental Book Art**, curated by **Hanna Regev**, an invitational exploring the ways in which chance, luck, chaos, and randomness affect the creation of book arts, on view from February 13 – May 12, 2012.


We look forward to seeing you around our studios and gallery this Spring!

Sign up and view the full workshop selection at sfc.org

Letterpress Printing at SFCB

Letterpress Certificate Program

SFCB offers a comprehensive program in traditional letterpress printing, including special studio access and perks, and culminating in a certificate to indicate proficiency. It is designed to provide the highest caliber of instruction in traditional letterpress printing available in a non-academic setting. It brings together all our key letterpress workshops into one sequence that leads the participant from introductory typesetting all the way through the production of multi-color, high quality finished pieces. The Certificate Program includes *Letterpress Printing on a Vandercook Cylinder Press*, *Photopolymer Plate-making Lab*, and *Advanced Letterpress Production Printing*. Visit sfc.org/workshops/printing to learn the advantages of participating in the Certificate Program.





Introduction to Letterpress Printing

Curious about the world of letterpress printing but not sure where to start? Wondering if letterpress printing is up your alley? Get your feet wet in this introductory workshop by pulling your own print off both a Vandercook cylinder press and a tabletop platen press. You will learn the difference between the different types of presses as well as the basics of setting type using our vast collection of lead type and decorative ornaments. The instructor will give a full overview of the SFCB Letterpress Program and how (and why) to obtain the SFCB Letterpress Certificate. Plus, you'll get \$25 off any core curriculum registration if you sign up during this workshop!

Introduction to Letterpress Printing

All sessions: Fee \$40
Tuesday
6:30–9:30 pm

Adam Ewing

January 17

Paula Gloistein


February 21

Rocket Caleshu

March 20

Paula Gloistein

April 17



Letterpress Printing on a Vandercook Cylinder Press: Core Curriculum

—
Our classic, in-depth introduction to traditional letterpress printing, this series of workshops covers typesetting and printing on a Vandercook cylinder press using metal type, wood type and photo-polymer plates. You will learn advanced typesetting and press lock-up, how to print on dry and damp paper, ink mixing, multiple-color registration and the basics of press mechanics. After this workshop, you will be qualified to rent SFCB's Vandercook presses.

All sessions: Fee \$525

Grendl Löfkvist

Sundays
January 22 + 29, February 5 + 12
10 am–6 pm

Leigh McLellan

Monday Evenings
January 23 + 30, February 6, 13, 20 + 27, March 5, 12 + 19
6:30–10 pm

Mary Laird

Saturdays
March 3, 10, 17 + 24
9:30 am–5:30 pm

Letterpress Printing on a Vandercook Cylinder Press PLUS!

(5 days instead of 4!)

Fee \$650

Mary Laird

Monday–Friday
April 9–13
9:30 am–5:30 pm



**Letterpress Core:
Tabletop Platen Presses**

Lisa Rappoport

Fee \$300

Saturdays
February 4 + 11 or
Sundays
March 18 + 25
9:30 am–5:30 pm

—
Learn to print on a press small enough to fit into almost any studio! This two session workshop is ideal for beginners, especially those interested in printing cards and invitations. This workshop qualifies you to rent SFCB's tabletop platen presses.

**Letterpress Core:
Floor Model Platen Press**

Lisa Rappoport

Fee \$300

Friday–Saturday
February 24 + 25 or
Sundays
April 22 + 29
9:30 am–5:30 pm

—
Learn the fundamentals of printing on an antique C&P platen press. Increase production and print on oddly shaped and thick papers, such as coaster stock. Appropriate for all levels. This workshop qualifies you to rent SFCB's floor model platen press.

Take both Tabletop Platen Presses and Floor Model Platen Press to be prepared for Advanced Letterpress Production Printing (page 5).

Sign up and view the full workshop selection at sfcg.org



**Photopolymer Platemaking Lab:
Core Curriculum**

Joel Benson

Fee \$75

Wednesday January 25 or
Thursday February 9 or
Wednesday March 7 or
Wednesday April 11
6:30–9:30 pm

—
Learn to make detailed, high-quality photopolymer plates from digital files and film for letterpress printing. No prior darkroom experience is needed, but it's helpful to know the basics of letterpress printing or computer typesetting. You'll receive a handout of invaluable resource material. Both metal-backed and sticky-backed platemaking will be covered. The instructor will contact you beforehand with instructions to create digital files that will be made into film prior to the workshop. *This lab qualifies you to rent SFCB's photopolymer platemaker.*

**Advanced Letterpress Production
Printing: Core Curriculum**

Fee \$300


Thea Sizemore

Sundays
February 26 + March 4
9:30 am–5:30 pm

James Tucker

Saturday + Sunday
April 14 + 15
9:30 am–5:30 pm

—
Take this workshop to learn the essential skills for creating professional quality editions of your work. Using both platen presses and Vandercook cylinder presses, we will cover design strategies for good printing, polymer plate setup and production, letterpress resources and press maintenance. Students will work with the instructor to design an individual project for production.



Special Topics in Letterpress

Introduction to Linoleum Carving & Printing

Maia de Raat

Fee \$150
 Sunday/ January 15
 9:30 am–5:30 pm

—
 Learn to cut patterns into linoleum blocks to create simple, beautiful images on a Vandercook press.

Printing on the Vandercook: Note Cards & Business Cards

Paula Glostein

Fee \$150
 Wednesday + Saturday/
 February 8/ 6:30–9:30 pm
 February 18/ 9:30 am–5:30 pm

—
 Designed for students with some experience, this workshop will allow you to improve your skills while printing a custom project.

Pressure Printing & Wood Type

Macy Chadwick

Fee \$130
 Sunday/ March 11
 10 am–5 pm

—
 Learn easy, versatile printmaking techniques using the Vandercook press that will add life and dimension to your invitations, posters and books.

New Workshop! Double Trouble: Type & Block on the Vandercook

Adam Hickman Ewing

Fee \$150
 Saturday/ March 31
 9:30 am–5:30 pm

—
 Learn valuable tips and tricks on how to make the Vandercook work double for you, including advanced typesetting and linoleum block carving.

Hand Bookbinding at SFCB

Bookbinding Certificate Program

SFCB offers a comprehensive program in hand bookbinding, including instruction in a variety of traditional book structures, access to our studio equipment, and culminating in a certificate to indicate proficiency. It is designed to provide the highest caliber of instruction in traditional hand bookbinding available in a non-academic setting. It brings together all our key bookbinding workshops into one sequence that leads the participant from the fundamentals of book construction all the way through the making of full leather bound books. The Certificate Program includes the following series: *Beginning Bookbinding* and *Intermediate Bookbinding*. Visit sfc.org/workshops/binding to learn the advantages of participating in the Certificate Program.



Introduction to Bookbinding

Fee \$40
6:30–9:30 pm

Nina Eve Zeininger-Byrne

January 17

Nina Eve Zeininger-Byrne

February 21

Jaye Lee Fishel

March 20

Jaye Lee Fishel

April 17

Ever been curious about how to make a book? Introduction to Bookbinding is the place to start! This introductory course teaches basic structures and stitches that every book artist should know in order to create a multitude of books. You'll discuss the tools and materials for bookbinding and explore adhesives, paper types and uses, and grain for paper and book cloth. You'll learn a variety of structures—accordion book, single-section pamphlet stitch, vertical link stitch, flag book and Japanese stab—to make fun, simple books that can be turned into artists' books. The instructor will give a full overview of the SFCB Bookbinding Program and how (and why) to obtain the SFCB Bookbinding Certificate. *Get \$25 off any core curriculum registration during this class.*



Beginning Bookbinding: Core Curriculum

Fee \$470

Rhiannon Alpers

Thursday evenings
January 12, 19, 26, February 2, 9, 16,
23, March 1
6:30–9:30 pm

Rhiannon Alpers

Saturdays
February 4, 11, 18 + 25
9:30 am–5:30 pm

Hannah Tashjian

Sundays
March 25, April 1, 15 + 22
9:30 am–5:30 pm

Learn bookbinding's basic vocabulary, its fundamental tools and their uses, as well as the materials (paper, cloth, board and adhesives) and techniques (folding, sewing and gluing) of the craft. Students will construct four hardcover, hand-bound, multi-section books over the course of the series. Each binding in the series will add to the skills previously learned and integrate new techniques. Modifications for working at home without complex equipment will also be covered. Teachers will provide resources for buying your own supplies locally and on the web, as well as training on how to use bindery equipment such as the guillotine, Kuttrimmer paper cutter and board shear.



Intermediate Bookbinding: Core Curriculum

Fee \$470

Hannah Tashjian

Sundays

January 22 + 29, February 5, 12 + 19

9:30 am–5:30 pm

Juliayn Coleman

Wednesday evenings

March 7, 14, 21 + 28,

April 4, 11, 18 + 25, May 2

6:30–9:30 pm

Add to the skill set, technique, and difficulty of the Beginning Bookbinding Series in the intermediate level workshop. Students will create two books. One book will include hand-sewn endbands, rounded and backed with cloth corners, the second will integrate knife sharpening and paring essentials to create a full leather book. You will practice paring leather to various thicknesses using the Sharf-Fix paring machine and make a full-leather binding in goat skin over thin boards, with blind tooling (a decorative technique). This binding, sometimes called a limp leather binding, is based on a historical binding often used for diaries or devotional texts. This workshop is essential for learning to bind books in leather.

Sign up and view the full workshop selection at sfcbook.org



Special Topics in Hand Bookbinding

Coptic Binding

Fee \$130

Judith Serebrin

Sunday/ January 15 or

Hannah Tashjian

Saturday/ April 7

9:30 am–5:30 pm

—

The Coptic binding is an ancient non-adhesive binding that has modern appeal.

New Workshop! Secret Belgian Binding

Juliayn Coleman

Fee \$130

Sunday/ February 26

9:30 am–5:30 pm

—

This is an ideal structure for guest books, sketch books, and photo albums, as the pages lay flat when the book is open.

New Workshop! Introduction to the Artist's Visual Journal

Courtney Cerruti

Fee \$130

Saturday/ March 10

9:30 am–5:30 pm

—

Have a dozen beautiful blank book structures you're afraid to write in? Learn how to dive into a blank book without intimidation and create a personal visual diary.

Small and Scrappy

Judy Serebrin

Fee \$100

Friday/ March 23

9:30 am–2:30 pm

—

Make charming, tiny books with beautiful paper scraps from your art and book making projects.

Visiting Bookbinding Instructors

Restoration of Cloth and Leather Bindings: A Hand Bookbinders of California Workshop

Don Etherington

Fee \$800 (\$750 for HBC members)

Must register through ahhaa.org/academy-bookbinding/

Monday–Friday/ March 5–9

9:30 am–5:30 pm

—

This course teaches restoration and repair techniques for cloth and leather bindings, using Japanese paper and linen for rebacking and other repairs.

Pop-up Books: Spirit House

Paul Johnson

Fee \$80

Thursday/ March 15

6–9 pm

—

Paul Johnson specializes in making three-dimensional books inspired by architecture in which there are no folds and no paper ‘fatigue’.

We will make a pop-up house with partitions and plant forms all from inter-connecting single units fastened with paper hinges and locks.

Pop-up Books: The Enchanted Garden

Paul Johnson

Fee \$160

Friday/ March 16

10 am–4 pm

—

In this one-day class, make a delightful pop-up house and its 12 walled gardens, each with interconnecting doors and labyrinthine pathways.

Pop-up Books: The Magic Tree House

Paul Johnson

Fee \$160

Saturday/ March 17

10 am–4 pm

—

Combining several paper engineering techniques, you will create a tree house structure that has no folds. The tree grows in stages: trunk and then branches, and, finally, a fairy-tale house that crowns the upper foliage.

The Book as Architecture

Paul Johnson

Fee \$160

Sunday/ March 18

10 am–4 pm

—

Paul Johnson continues the series with a structure in which all sections are fastened together using a range of paper hinges, locks and dove-tail joints. You will make a pop-up gazebo using these techniques.



Related Arts Workshops

Image Transfers

Courtney Cerruti

Fee \$75

Tuesday/ January 24 or

Wednesday/ February 22 or

Thursday/ March 22 or

Thursday/ April 26

6:30–9:30 pm

—

Learn image transfer techniques for paper arts, collage, fiber arts and more. Explore transfer options using inexpensive materials and go home with a wealth of knowledge and a packet of samples made in class.

New Workshop! Hand Lettering

Billy Hutchinson

Fee \$150

Tuesday evenings

March 27, April 3 + 10

6:30–9:30 pm

—

At long last! Hand lettering for all—even those of us with the shakiest handwriting. Join us for this innovative and welcoming approach to hand lettering with the talented Mr. Billy. Students will learn basic penmanship and letter-formation; as well as the calligraphy process, materials and layout.

Polaroid Transfer**Prudy Kohler**

Fee \$100
 Wednesday evenings
 February 1 + 8
 6:30–9:30 pm

—
 Learn how to work with images using Polaroid transfer and emulsion-lift techniques. Manipulate your own slide or print images for use in book projects and more.

Weeklong Screenprinting Intensive**Marsha Shaw**

Fee \$325
 Friday + Tuesday–Friday
 February 17, 21, 22, 23 + 24
 10 am–6 pm

—
 Learn screen printing at this intensive, five-day workshop taught at Mission Grafica in the historic Mission District.

Making Art Together: A Workshop for Parents and Children**Peter Linenthal**

Fee \$40
 Sunday/ February 19 or
 April 28
 10 am–12 pm

—
 This two-hour workshop teaches parents and children together how to complete fun, engaging and educational paper and book projects.

New Workshop! Beyond Lead into Gold: Alchemy, Art and Applications for Creative Projects**Taun Relihan**

Fee \$100
 Tuesday evenings
 April 3 + 10
 6:30–9:30 pm

—
 In this six-hour, two-evening class, we will trace the history of alchemy, discuss the goals and aspirations of the alchemists, review the methods of the alchemical opus, investigate Jung's work on alchemy and identify ways that you can use alchemical influences in your own art.

Collage Board Book**Marsha Shaw**

Fee \$110
 Saturday/ April 7
 10 am–5 pm

—
 Have tiny scraps of imagery and need somewhere to put them? Create a one-of-a-kind, collaged artists' board book and put those images to good use.

An Accordion Color Book**Andie Thrans**

Fee \$260
 Saturday + Sunday/ April 28 + 29
 9:30 am–5:30 pm

—
 Explore how to mix the colors you seek within the pages of an accordion-folding book. Step-by-step exercises will demystify color mixing as you create a beautiful watercolor reference source for future projects.

**Open Print Studio: Public Equipment Rental****Weeknights**

January 10, 20, 26
 February 1, 7, 14, 22
 March 8, 14, 22, 26
 April 4, 16, 24
 5–10 pm

Once you have been thoroughly trained in your book arts medium of choice, our studios are open to you to work on your own projects! Our Open Print Studio nights, where an expert printer is always on hand to offer advice, are a great place to dive in to your own work. Presses and equipment are also available for rent during select weekday hours. *Call 415-565-0545 x14 or email studio rental@sfc b.org to check availability and reserve studio time.*

Equipment Available For Rental**Printing**

→ 3 Vandercook V4s
 → 1 Vandercook 219
 → 1 C&P floor model platen press
 → 4 tabletop platen presses
 → Photopolymer platemaker
 → Plate material for sale

Bindery

→ Guillotine
 → Board shear
 → Kwikprint
 → Wire binder

Please Note

Press rental does not include cutting. Cutting must be paid for separately and is considered a bindery rental.

Imprint

The Imprint of SFCB is the publishing arm of the San Francisco Center for the Book, and a home for selected artists to learn the art and craft of the handmade book. The Imprint facilitates SFCB's mission of promoting the traditional book arts alongside exploration of experimental forms and techniques through two ongoing letterpress based projects: the Artist in Residence Program and the Small Plates Edition Series.

Kota Ezawa

From December 19, 2011–January 27, 2012, visit the Austin/Burch Gallery to view work by our 2011 Artist in Residence, Kota Ezawa. On Friday, January 20, 2012, join us for “Kota Ezawa: Talk and presentation about the making of his SFCB Imprint Residency artist’s book.”

Kota Ezawa, the 2012 SFCB Imprint artist-in-residency, is a Japanese-German artist currently based in San Francisco. Ezawa meticulously recreates, frame-by-frame, animated sequences from television, cinema, and art history using basic digital drawing and animation software. His aesthetic is a highly stylized mixture of Pop Art, Alex Katz, and paint-by-numbers pictures, to name but a few of his stylistic antecedents. This painstaking process creates an intriguing facsimile of the source material, which include the Lincoln and Kennedy assassinations, the O.J. Simpson trial—works wherein the stylistic artificiality underscore the manufacturing of the historical spectacle and paradoxically preserve the power of the original events.

For his Imprint residency, Ezawa is translating his animated work into the form of a tactile, sculptural, movable artist’s book under the guidance and support of Imprint Committee Chair Michael Bartalos and SFCB’s Head of Studio Operations Rhiannon Alpers.

Events

Words for the New Year Open House

Saturday, January 7

1 pm–4 pm

Please join us as we ring in the new year with an SFCB tradition. Longtime instructor Georgianna Greenwood will lead us through “Words for the New Year,” an activity to make your own talisman, and SFCB’s studios and gallery will be open to the public for visiting, viewing, and learning about our programming.

Kota Ezawa:

Talk and presentation about the making of his SFCB Imprint

Residency artist’s book

Friday, January 20

6–8 pm

“Left to Chance” Exhibition Opening & Artist’s Reception

Friday, February 17

6–8 pm

Exhibition Open February 13–May 12, 2012

How has chance affected the book arts today? What are the ways in which luck, chaos, randomness, or other manifestations of chance are employed in the creation of a book art?

This invitational exhibition showcases new and old work by book artists who use technology (e.g., laser cutting, digital printing, video works) as well as hybrids that combine old and new technologies in innovative and creative ways.

Third Thursdays Open House

Thursday, April 19

6–8 pm

Explore your creative side at SFCB! Our Third Thursdays Open Houses are fun drop-in events for our community. All are welcome.

Photography

All photography by Andria Lo

andrialo.com

page 4, courtesy of Robyn Lehr

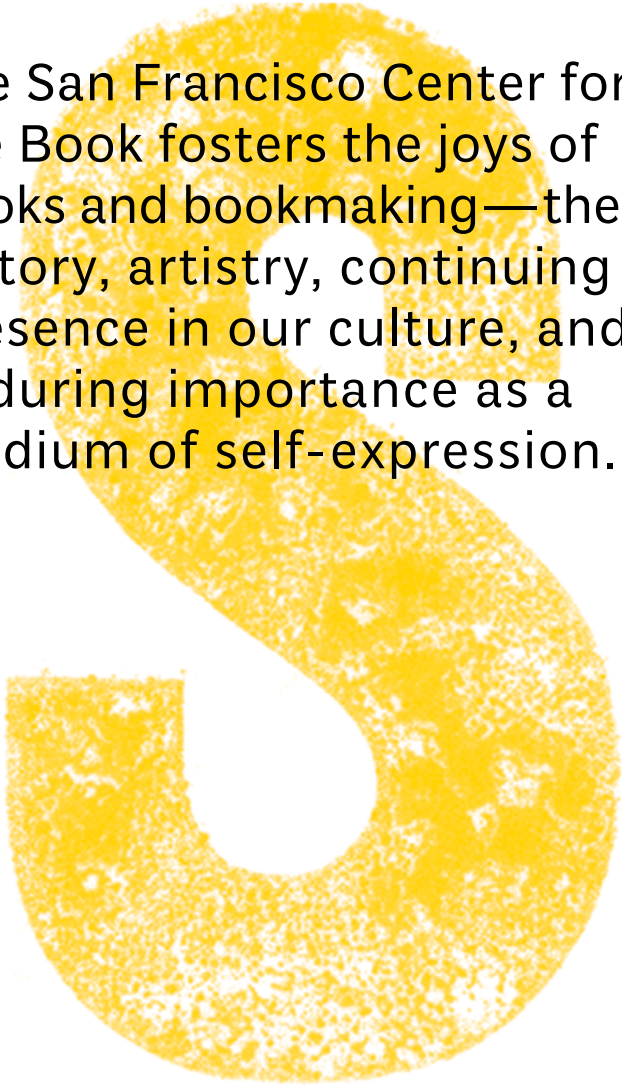
Design

Boon Design

boondesign.com

Web Dev

futureprüf.com



The San Francisco Center for
the Book fosters the joys of
books and bookmaking—their
history, artistry, continuing
presence in our culture, and
enduring importance as a
medium of self-expression.

SFCB

300 De Haro Street San Francisco California 94103
415-565-0545 sfcb.org